

# KHSAA Basketball - Game Box Score

## Muhlenberg North Stars vs. Barren County Trojonettes

Date: 03/25/2004 Time: Site: Diddle Arena-Bowling Green, KY Attendance: 5865

### Visitors: Barren County Trojonettes

##	Name	P	FG	3 Pt	FT	PTS	ORB	DRB	TR	PF	AST	TO	BS	ST	MIN
4	* Piper Lindsey		2/2	2/4	0/0	10	0	3	3	2	1	0	0	1	30:17
5	TJ Thomas		1/3	0/6	0/0	2	2	0	2	0	3	1	0	0	26:29
11	Haley Wilkinson		0/0	0/0	0/0	0	0	0	0	0	0	0	0	0	1:43
20	Haley Lindsey		0/0	0/0	0/0	0	0	0	0	0	0	0	0	0	DNP
23	* Patrika Barlow		10/14	2/8	8/10	34	2	5	7	3	5	1	0	3	32:00
24	* Jessica Mitchell		0/0	0/1	0/0	0	0	1	1	0	1	0	0	0	5:31
25	* Haley Edmunds		2/8	0/0	0/0	4	1	1	2	2	0	2	0	0	20:50
33	* Lindsey Williams		1/3	1/1	0/0	5	2	1	3	1	0	1	1	1	22:25
35	Jessica Shelton		0/0	0/0	0/0	0	0	0	0	0	0	0	0	0	DNP
41	Bethany Spillman		0/1	0/0	1/2	1	3	2	5	1	0	0	0	2	20:45
45	Sarah Bauer		0/0	0/0	0/0	0	0	0	0	0	0	0	0	0	DNP
21	Julie Wilson		0/0	0/0	0/0	0	0	0	0	0	0	0	0	0	DNP
	Team						2	1	3						
	<b>Totals</b>		<b>16/31</b>	<b>5/20</b>	<b>9/12</b>	<b>56</b>	<b>12</b>	<b>14</b>	<b>26</b>	<b>9</b>	<b>10</b>	<b>5</b>	<b>1</b>	<b>7</b>	<b>160</b>
	<b>2 PT FG</b>		1st Half	5/13	38.5%	2nd Half	11/18	61.1%	Game	16/31	51.6%				
	<b>3 PT FG</b>		1st Half	2/9	22.2%	2nd Half	3/11	27.3%	Game	5/20	25.0%				
	<b>Free Throws</b>		1st Half	3/4	75.0%	2nd Half	6/8	75.0%	Game	9/12	75.0%				

### Home: Muhlenberg North Stars

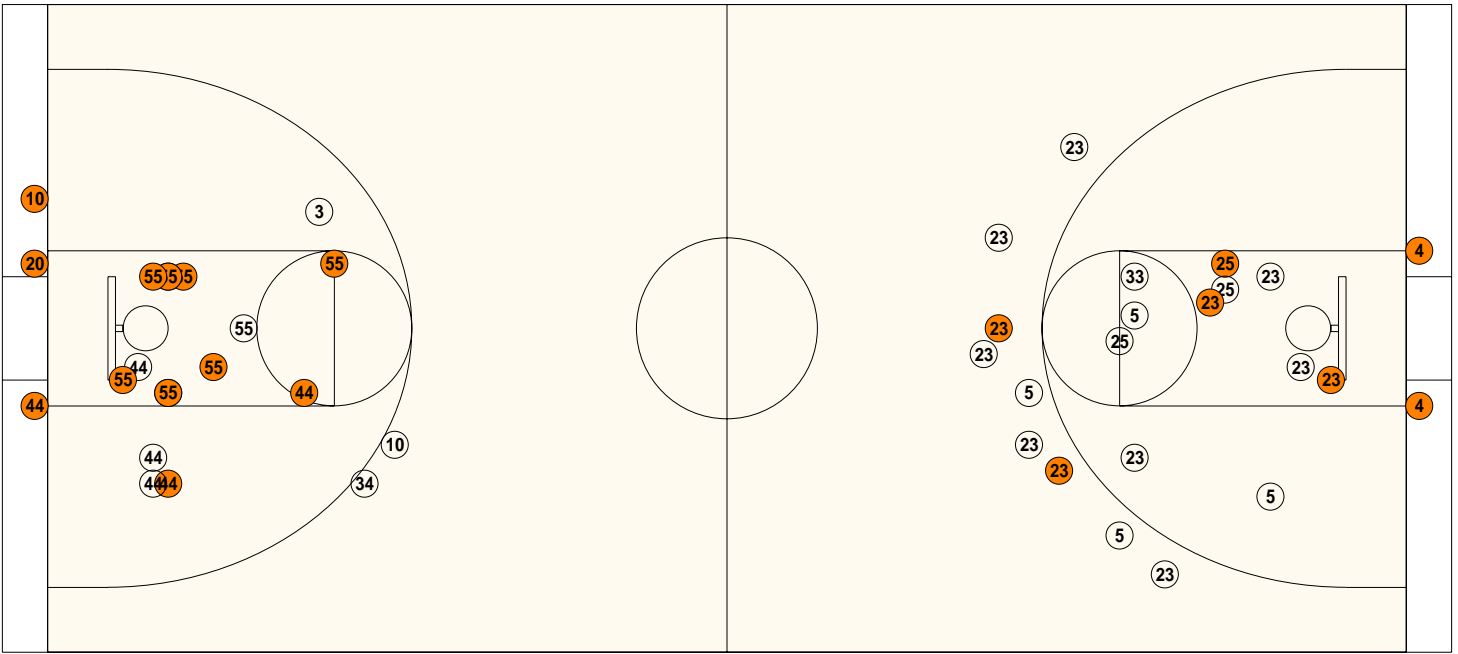
##	Name	P	FG	3 Pt	FT	PTS	ORB	DRB	TR	PF	AST	TO	BS	ST	MIN
3	* Veronika Peercy		1/4	0/0	0/0	2	0	0	0	3	2	2	0	0	19:43
5	Holly Neal		0/0	0/0	0/0	0	0	0	0	0	0	0	0	0	DNP
10	Megan Whitaker		1/1	0/1	0/0	2	0	2	2	1	0	0	0	1	9:57
12	* Lauren Jill Tatum		0/0	0/0	0/0	0	0	0	0	2	2	3	0	0	28:31
14	Amanda Eades		0/0	0/0	0/0	0	0	0	0	0	0	0	0	0	0:02
20	Heather Mitchell		3/4	0/0	3/4	9	0	3	3	3	1	1	0	1	23:16
22	Abby Steele		0/0	0/0	0/0	0	0	0	0	0	0	0	0	0	DNP
33	Deidre King		0/0	0/0	0/0	0	0	0	0	0	0	0	0	0	DNP
34	* Heather Olgesby		0/0	0/1	0/0	0	0	1	1	1	3	0	0	0	15:21
35	Jillian Fortney		0/0	0/0	0/0	0	0	1	1	0	0	1	0	0	1:26
44	* Candace Garrett		4/9	0/0	0/0	8	1	7	8	0	4	3	0	1	29:44
51	Whitney Pendley		0/0	0/0	0/0	0	0	0	0	0	0	0	0	0	DNP
55	* Jade Perry		14/18	0/0	5/6	33	1	6	7	2	0	1	2	0	32:00
25	Tatiana Casey		0/0	0/0	0/0	0	0	0	0	0	0	0	0	0	DNP
	Team						1	1	2			2			
	<b>Totals</b>		<b>23/36</b>	<b>0/2</b>	<b>8/10</b>	<b>54</b>	<b>3</b>	<b>21</b>	<b>24</b>	<b>12</b>	<b>12</b>	<b>13</b>	<b>2</b>	<b>3</b>	<b>160</b>
	<b>2 PT FG</b>		1st Half	14/19	73.7%	2nd Half	9/17	52.9%	Game	23/36	63.9%				
	<b>3 PT FG</b>		1st Half	0/2	0.00%	2nd Half	0/0	0.00%	Game	0/2	0.00%				
	<b>Free Throws</b>		1st Half	2/2	100%	2nd Half	6/8	75.0%	Game	8/10	80.0%				

	<b>Bar</b>	<b>MUHL</b>		<b>Bar</b>	<b>MUHL</b>		<b>Bar</b>	<b>MUHL</b>
Free Throw Pts	9	8	3Pt Points	15	0	Pts/Possession	1.14	1.04
Pts off Turnovers	11	6	2nd Chance Points	5	4	Pts off Bench	3	11
Total Rebounds	26	24	Team Rebounds	3	2	Dead Ball Reb	1	0
Off Rebound %	36.4	17.6	Def Rebound %	82.4	63.6	Total Rebound %	52.0	48.0
3Pt Efficiency	-9.4	-42.6	Def. Stops	27	26	Pts/Shot	0.98	1.26
Technical Fouls	<b>Bar</b>	None		<b>MUHL</b>	None			
Officials	Lebaron Pettaway, Richard Price, Tommy Hall							

	Qtr 1	Qtr 2	Qtr 3	Qtr 4	OT 1	OT 2	OT 3	OT 4	Total
<b>Barren County Trojonettes</b>	14	5	12	25	0	0	0	0	<b>56</b>
<b>Muhlenberg North Stars</b>	14	16	11	13	0	0	0	0	<b>54</b>

**Largest Lead** MUHL 32 Bar 19 (13 pts) **Lead Changes** 4 **Number of Ties** 3  
**Comments:** Session 4 attendance record

**FIRST HALF**



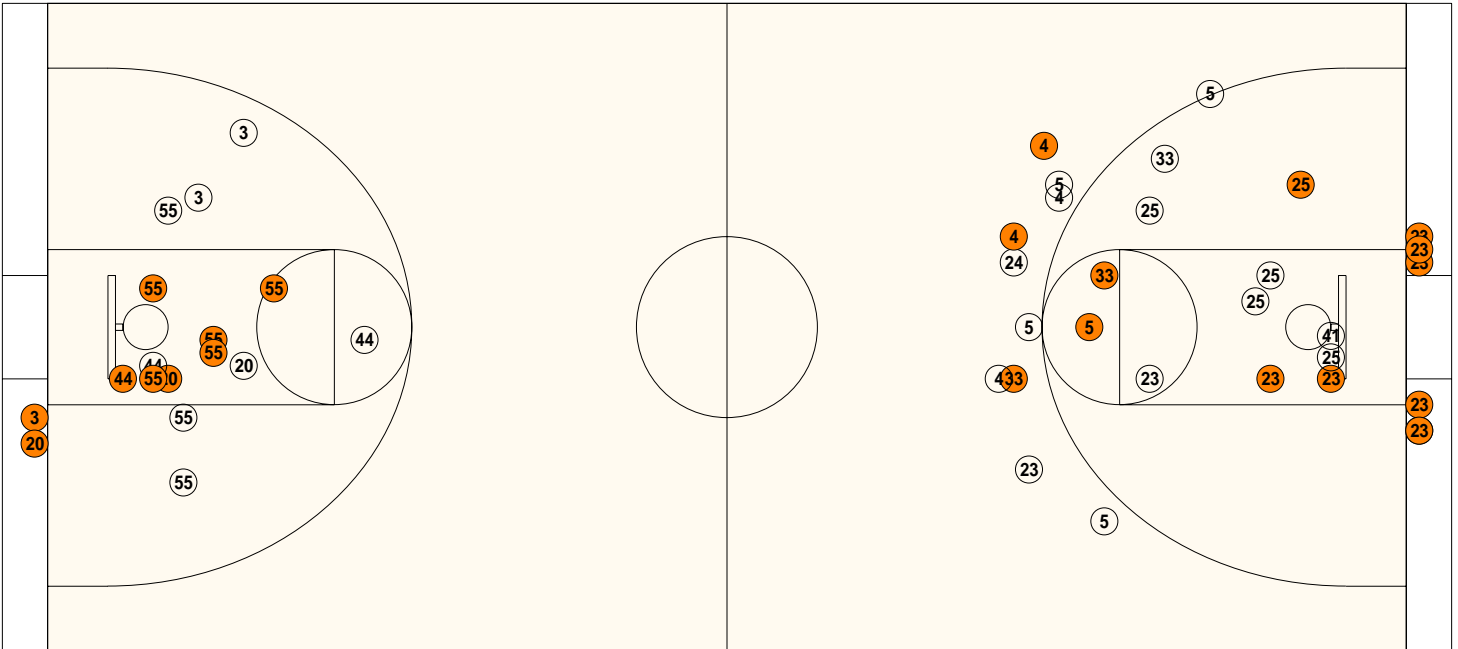
**Muhlenberg North**

Shooting	Pts	Pts
2FG 14/19 (73.7%)	28	Pts/Shot 1.36
3FG 0/2 (0.00%)	0	2nd Eff Pts 2
TFG 14/21 (66.7%)		Pts off TO's 4
FT 2/2 (100%)	2	3Pt Eff -49.1
Scoring Distribution: 2FG 93.3% 3FG 0.0% FT 6.7%		

**Barren County**

Shooting	Pts	Pts
2FG 5/13 (38.5%)	10	Pts/Shot 0.79
3FG 2/9 (22.2%)	6	2nd Eff Pts 2
TFG 7/22 (31.8%)		Pts off TO's 0
FT 3/4 (75.0%)	3	3Pt Eff -3.4
Scoring Distribution: 2FG 52.6% 3FG 31.6% FT 15.8%		

**SECOND HALF**



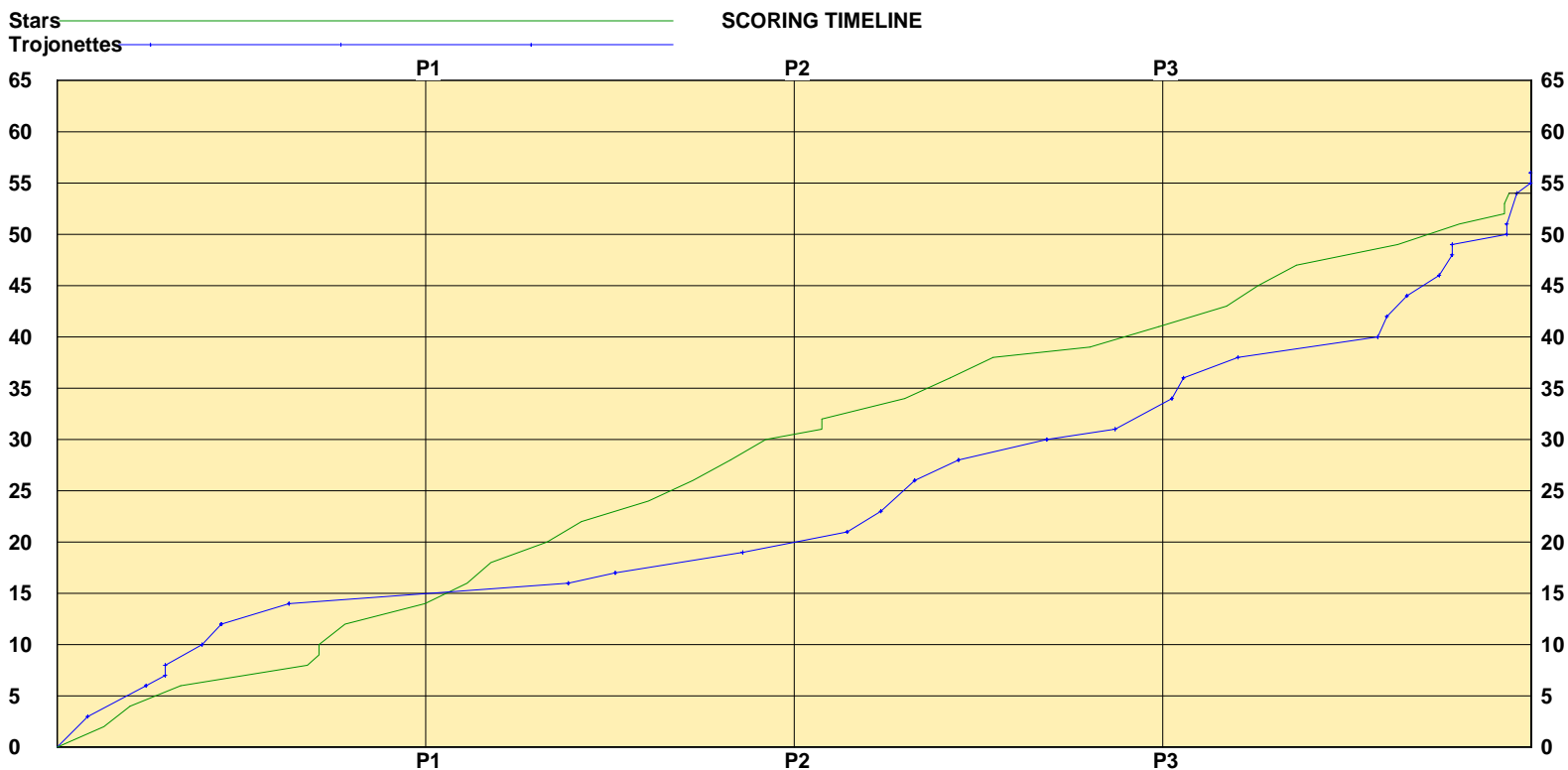
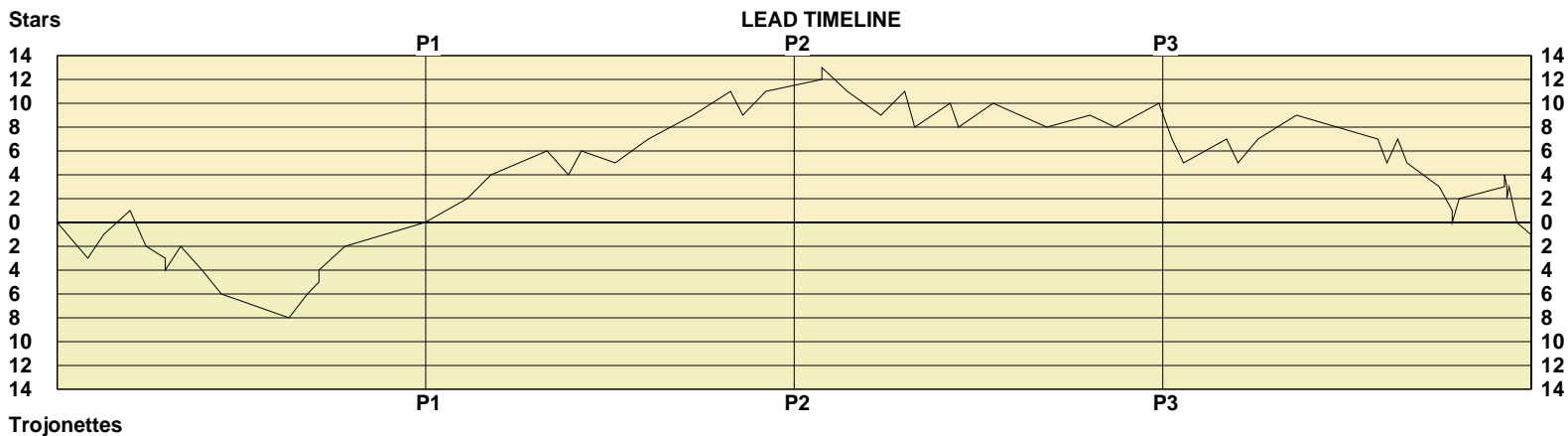
**Muhlenberg North**

Shooting	Pts	Pts
2FG 9/17 (52.9%)	18s	Pts/Shot 1.14
3FG 0/0 (0.00%)	0	2nd Eff Pts 2
TFG 9/17 (52.9%)		Pts off TO's 2
FT 6/8 (75.0%)	6	3Pt Eff
Scoring Distribution: 2FG 75.0% 3FG 0.0% FT 25.0%		

**Barren County**

Shooting	Pts	Pts
2FG 11/18 (61.1%)	22s	Pts/Shot 1.12
3FG 3/11 (27.3%)	9	2nd Eff Pts 3
TFG 14/29 (48.3%)		Pts off TO's 11
FT 6/8 (75.0%)	6	3Pt Eff -13.5
Scoring Distribution: 2FG 59.5% 3FG 24.3% FT 16.2%		

**KHSAA Basketball - Scoring Timeline Report**  
**Muhlenberg North Stars vs. Barren County Trojonettes**  
**DATE: 03/25/2004 TIME: SITE: Diddle Arena-Bowling Green, KY**



**Largest Lead MUHL 32 Bar 19 (13 pts) Lead Changes 4 Number of Ties 3**

KHSAA Basketball - Play by Play Report - Scoring Only (pg 1)

Muhlenberg North Stars vs. Barren County Trojonettes

Date: 03/25/2004 Time: Site: Diddle Arena-Bowling Green, KY Attendance: 5865

Name	Action	Action	Score	Clock	Diff	Name	Action	Action
			0-3	1	7:20 -3 (L1)	P Barlow	3Pt Made	
J Perry	Putback Made		2-3	1	6:59 -1			
C Garrett	FG Made	H Olgesby Assist	4-3	1	6:25 +1 (L2)			
			4-6	1	6:04 -2 (L3)	P Barlow	3Pt Made	J Mitchell Assist
			4-7	1	5:39 -3	P Barlow	FT Made	
			4-8	1	5:39 -4	P Barlow	FT Made	
J Perry	FG Made	H Olgesby Assist	6-8	1	5:19 -2			
			6-10	1	4:51 -4	H Edmunds	FG Made	P Barlow Assist
			6-12	1	4:26 -6	P Lindsey	Layup Made	T Thomas Assist
			6-14	1	2:58 -8	P Lindsey	Layup Made	P Barlow Assist
J Perry	FG Made		8-14	1	2:34 -6			
H Mitchell	FT Made		9-14	1	2:19 -5			
H Mitchell	FT Made		10-14	1	2:19 -4			
J Perry	FG Made		12-14	1	1:45 -2			
H Mitchell	Layup Made		14-14	1	0:01 (T1)			

End of Period Summary Stars 14 Trojonettes 14

Largest Lead: Stars 6 Trojonettes 14 (8 pts)

Lead in Period: Stars 6 Trojonettes 14 (8 pts)

1 for 0 oppo pts

1 for 2 pts

6/12 for 50.0 %

2/2 for 100 %

Turnovers

2nd Chances

Field Goals

Free Throws

Lead Changes: 3 Ties: 1

Lead Changes: 2 Ties: 1 (this period)

2 for 4 oppo pts

3 for 0 pts

5/11 for 45.5 %

2/2 for 100 %

J Perry	FG Made	H Olgesby Assist	16-14	2	7:06 +2 (L4)			
J Perry	FG Made	C Garrett Assist	18-14	2	6:35 +4			
C Garrett	Layup Made		20-14	2	5:22 +6			
			20-16	2	4:54 +4	P Barlow	Putback Made	
J Perry	FG Made	C Garrett Assist	22-16	2	4:37 +6			
			22-17	2	3:53 +5	P Barlow	FT Made	
J Perry	FG Made	C Garrett Assist	24-17	2	3:10 +7			
M Whitaker	Layup Made		26-17	2	2:12 +9			
J Perry	FG Made	L J Tatum Assist	28-17	2	1:23 +11			
			28-19	2	1:07 +9	P Barlow	FG Made	
C Garrett	FG Made	L J Tatum Assist	30-19	2	0:37 +11			

End of Period Summary Stars 30 Trojonettes 19

Largest Lead: Stars 28 Trojonettes 17 (11 pts)

Lead in Period: Stars 28 Trojonettes 17 (11 pts)

1 for 0 oppo pts

0 for 0 pts

8/9 for 88.9 %

0/0 for 0.00 %

Turnovers

2nd Chances

Field Goals

Free Throws

Lead Changes: 4 Ties: 1

Lead Changes: 0 Ties: 0 (this period)

0 for 0 oppo pts

2 for 2 pts

2/11 for 18.2 %

1/2 for 50.0 %

J Perry	FT Made		31-19	3	7:24 +12	P Barlow	Personal Foul	
J Perry	FT Made		32-19	3	7:24 +13			
			32-21	3	6:51 +11	P Barlow	Putback Made	
			32-23	3	6:07 +9	P Barlow	Layup Made	
J Perry	FG Made		34-23	3	5:36 +11			
			34-26	3	5:23 +8	L Williams	3Pt Made	P Barlow Assist
J Perry	FG Made		36-26	3	4:37 +10			

KHSAA Basketball - Play by Play Report - Scoring Only (pg 2)

Muhlenberg North Stars vs. Barren County Trojonettes

Date: 03/25/2004 Time: Site: Diddle Arena-Bowling Green, KY Attendance: 5865

Name	Action	Action	Score	Clock	Diff	Name	Action	Action
H Mitchell	FG Made	V Peercy Assist	36-28	3 4:26	+8	L Williams	FG Made	T Thomas Assist
			38-28	3 3:41	+10			
			38-30	3 2:31	+8	P Barlow	Layup Made	
H Mitchell	FT Made		39-30	3 1:35	+9	H Edmunds	Personal Foul	
J Perry	Personal Foul		39-31	3 1:02	+8	B Spillman	FT Made	
J Perry	FG Made		41-31	3 0:05	+10			

End of Period Summary Stars 41 Trojonettes 31

Largest Lead: Stars 32 Trojonettes 19 (13 pts)

Lead in Period: Stars 32 Trojonettes 19 (13 pts)

1 for 0 oppo pts

1 for 0 pts

4/10 for 40.0 %

3/4 for 75.0 %

Turnovers

2nd Chances

Field Goals

Free Throws

Lead Changes: 4 Ties: 1

Lead Changes: 0 Ties: 0 (this period)

2 for 2 oppo pts

5 for 3 pts

5/13 for 38.5 %

1/2 for 50.0 %

			41-34	4 7:48	+7	P Lindsey	3Pt Made	P Barlow Assist
			41-36	4 7:33	+5	H Edmunds	FG Made	P Barlow Assist
C Garrett	Putback Made		43-36	4 6:37	+7			
			43-38	4 6:22	+5	T Thomas	FG Made	
J Perry	FG Made	C Garrett Assist	45-38	4 5:56	+7			
J Perry	FG Made	V Peercy Assist	47-38	4 5:06	+9			
			47-40	4 3:20	+7	P Barlow	FG Made	P Lindsey Assist
			47-42	4 3:08	+5	P Barlow	Layup Made	
V Peercy	Layup Made	H Mitchell Assist	49-44	4 2:54	+7			
			49-44	4 2:42	+5	P Barlow	Layup Made	
			49-46	4 2:00	+3	P Barlow	Layup Made	
			49-48	4 1:43	+1	P Barlow	Layup Made	
J Perry	Personal Foul		49-49	4 1:43 (T2)		P Barlow	FT Made	
H Mitchell	Layup Made		51-49	4 1:34	+2			
J Perry	FT Made		52-49	4 0:35	+3	B Spillman	Personal Foul	
J Perry	FT Made		53-49	4 0:35	+4			
H Olgesby	Personal Foul		53-50	4 0:32	+3	P Barlow	FT Made	
			53-51	4 0:32	+2	P Barlow	FT Made	
J Perry	FT Made		54-51	4 0:29	+3	L Williams	Personal Foul	
			54-54	4 0:19 (T3)		P Lindsey	3Pt Made	T Thomas Assist
L J Tatum	Personal Foul		54-55	4 0:01 -1 (L5)		P Barlow	FT Made	
			54-56	4 0:01 -2		P Barlow	FT Made	

End of Period Summary Stars 54 Trojonettes 56

Largest Lead: Stars 32 Trojonettes 19 (13 pts)

Lead in Period: Stars 41 Trojonettes 31 (10 pts)

10 for 11 oppo pts

1 for 2 pts

5/7 for 71.4 %

3/4 for 75.0 %

Turnovers

2nd Chances

Field Goals

Free Throws

Lead Changes: 5 Ties: 3

Lead Changes: 1 Ties: 2 (this period)

1 for 0 oppo pts

2 for 0 pts

9/16 for 56.3 %

5/6 for 83.3 %

**OFFICIAL BASKETBALL BOX SCORE**  
 Barren County Trojonettes vs Muhlenberg North Stars

03/25/2004  
 Final Box Score

Diddle Arena  
 Bowling Green, KY

No.	Barren County Trojonettes	Total FG		3-point		Free throw		Rebounds			F	TP	A	TO	BLK	STL	MIN	
		FG	FGA	FG	FGA	FT	FTA	Off	Def	Tot								
4	Piper Lindsey	4	6	2	4	0	0	0	3	3	2	10	1	0	0	1	30:17	
5	TJ Thomas	1	9	0	6	0	0	2	0	2	0	2	3	1	0	0	26:29	
11	Haley Wilkinson	0	0	0	0	0	0	0	0	0	0	0	0	0	0	0	1:43	
20	Haley Lindsey	0	0	0	0	0	0	0	0	0	0	0	0	0	0	0	DNP	
23	Patrika Barlow	12	22	2	8	8	10	2	5	7	3	34	5	1	0	3	32:00	
33	Lindsey Williams	2	4	1	1	0	0	2	1	3	1	5	0	1	1	1	22:25	
25	Haley Edmunds	2	8	0	0	0	0	1	1	2	2	4	0	2	0	0	20:50	
41	Bethany Spillman	0	1	0	0	1	2	3	2	5	1	1	0	0	0	2	20:45	
24	Jessica Mitchell	0	1	0	1	0	0	0	1	1	0	0	1	0	0	0	5:31	
35	Jessica Shelton	0	0	0	0	0	0	0	0	0	0	0	0	0	0	0	DNP	
45	Sarah Bauer	0	0	0	0	0	0	0	0	0	0	0	0	0	0	0	DNP	
21	Julie Wilson	0	0	0	0	0	0	0	0	0	0	0	0	0	0	0	DNP	
<b>Team (Included in Totals)</b>																		
<b>Totals</b>		<b>21</b>	<b>51</b>	<b>5</b>	<b>20</b>	<b>9</b>	<b>12</b>	<b>12</b>	<b>14</b>	<b>26</b>	<b>9</b>	<b>56</b>	<b>10</b>	<b>5</b>	<b>1</b>	<b>7</b>	<b>160</b>	
Total FG%: 1st half 7 - 22 (31.8%)		2nd half 14 - 29 (48.3%)		Game 21 - 51 (41.2%)		Deadball												
3Pt FG%: 1st half 2 - 9 (22.2%)		2nd half 3 - 11 (27.3%)		Game 5 - 20 (25.0%)		rebounds												
FT%: 1st half 3 - 4 (75.0%)		2nd half 6 - 8 (75.0%)		Game 9 - 12 (75.0%)		1												

No.	Muhlenberg North Stars	Total FG		3-point		Free throw		Rebounds			F	TP	A	TO	BLK	STL	MIN	
		FG	FGA	FG	FGA	FT	FTA	Off	Def	Tot								
3	Veronika Peercy	1	4	0	0	0	0	0	0	0	3	2	2	2	0	0	19:43	
5	Holly Neal	0	0	0	0	0	0	0	0	0	0	0	0	0	0	0	DNP	
10	Megan Whitaker	1	2	0	1	0	0	0	2	2	1	2	0	0	0	1	9:57	
12	Lauren Jill Tatum	0	0	0	0	0	0	0	0	0	2	0	2	3	0	0	28:31	
14	Amanda Eades	0	0	0	0	0	0	0	0	0	0	0	0	0	0	0	0:02	
55	Jade Perry	14	18	0	0	5	6	1	6	7	2	33	0	1	2	0	32:00	
44	Candace Garrett	4	9	0	0	0	0	1	7	8	0	8	4	3	0	1	29:44	
20	Heather Mitchell	3	4	0	0	3	4	0	3	3	3	9	1	1	0	1	23:16	
34	Heather Olgesby	0	1	0	1	0	0	0	1	1	1	0	3	0	0	0	15:21	
35	Jillian Fortney	0	0	0	0	0	0	0	1	1	0	0	0	1	0	0	1:26	
22	Abby Steele	0	0	0	0	0	0	0	0	0	0	0	0	0	0	0	DNP	
33	Deidre King	0	0	0	0	0	0	0	0	0	0	0	0	0	0	0	DNP	
51	Whitney Pendley	0	0	0	0	0	0	0	0	0	0	0	0	0	0	0	DNP	
25	Tatiana Casey	0	0	0	0	0	0	0	0	0	0	0	0	0	0	0	DNP	
<b>Team (Included in Totals)</b>																		
<b>Totals</b>		<b>23</b>	<b>38</b>	<b>0</b>	<b>2</b>	<b>8</b>	<b>10</b>	<b>3</b>	<b>21</b>	<b>24</b>	<b>12</b>	<b>54</b>	<b>12</b>	<b>13</b>	<b>2</b>	<b>3</b>	<b>160</b>	
Total FG%: 1st half 14 - 21 (66.7%)		2nd half 9 - 17 (52.9%)		Game 23 - 38 (60.5%)		Deadball												
3Pt FG%: 1st half 0 - 2 (0.00%)		2nd half 0 - 0 (0.00%)		Game 0 - 2 (0.00%)		rebounds												
FT%: 1st half 2 - 2 (100%)		2nd half 6 - 8 (75.0%)		Game 8 - 10 (80.0%)		0												

Technical Fouls: None

Attendance: 5865

Officials: Lebaron Pettaway, Richard Price, Tommy Hall

Score by Period	1st	2nd	3rd	4th	Final	Record	Overall	Conf
Barren County Trojonettes	14	5	12	25	56	Trojonettes		
Muhlenberg North Stars	14	16	11	13	54	Stars		

<b>Stars Trojonettes</b>	<b>Stars Trojonettes</b>	<b>Stars Trojonettes</b>
Points off Turnovers 6 11	Second Effort Points 4 5	Bench Points 11 3
Points in the Paint 30 24	3 Point Points 0 15	Free Throw Points 8 9
3pt Efficiency -42.6 -9.4	Points/Shot 1.26 0.98	Defensive Stops 26 27
Largest Lead 32 19 (13 pts)	Lead Changes 4	Number of Ties 3

Game comments: Session 4 attendance record